

The background features a light gray dashed line forming a large, irregular circular path. Various colored circles and rings are scattered around the text. In the top left, there is a large teal ring and a smaller teal circle. In the top right, there is a large lime green circle and a smaller green circle with a dashed outline. In the bottom left, there is a large green circle with a white center, a small orange circle, and a lime green circle with a dashed outline. In the bottom right, there is a large yellow ring, an orange circle, and a small pink circle.

# Cafeteria Expectations


# Cafeteria Video





Discuss it!

<b>Cafeteria Good Examples</b>	<b>Cafeteria Non-Examples</b>



## Let's Talk about Examples of Cafeteria Expectations


- ◎ Enter and Exit Cafeteria Quietly
- ◎ Stay in Your place in Line
- ◎ Clean up after yourself
- ◎ Follow directions of cafeteria staff and monitors
- ◎ Stay seated until given permission
- ◎ Speak in a quiet voice



## Let's Talk about Examples of Cafeteria Non Examples of Expectations

- ◎ Enter and Exit Cafeteria Quietly
- ◎ Stay in Your place in Line
- ◎ Clean up after yourself
- ◎ Follow directions of cafeteria staff and monitors
- ◎ Stay seated until given permission
- ◎ Speak in a quiet voice

# PRESS ON R.A.M.S.

		Headland Middle School	
		Definition	Cafeteria
H E A D L A N D	R	Respectful	<ul style="list-style-type: none"><li>• Quietly, Wait your turn in line</li><li>• Be polite to staff, students, and teachers</li><li>• Walk and talk in the hall at Level 0</li><li>• Talk at Level 2 while eating</li></ul>
	A	Accepting Responsibility	<ul style="list-style-type: none"><li>• Clean your area</li><li>• Get all eating items while in line</li><li>• Throw trash away appropriately</li></ul>
	M	Motivated	<ul style="list-style-type: none"><li>• Eat quickly</li><li>• Sit in assigned seats</li></ul>
	S	Self-Control	<ul style="list-style-type: none"><li>• Use appropriate table manners</li><li>• Stay seated</li><li>• Balance eating and socializing</li><li>• Limit phone use while eating</li></ul>

# Volume Levels

0	No Talking
1	Whisper Voice
2	Partner Talk
3	Speaking Voice
4	Outside Voice

# Walking in the Hallways to and from the Cafeteria

- ◎ Respect other classes who are having class by walking:
  - ◎ In a straight line on the right side of the hallway
  - ◎ **Volume Level 0**
  - ◎ Keeping hands and feet to ourselves

Volume Levels	
0	No Talking
1	Whisper Voice
2	Partner Talk
3	Speaking Voice
4	Outside Voice





# Waiting In Line

**When we wait in Line  
we...**

**When we are in line we wait  
patiently and silently while  
we are waiting for our food.**





# Getting Silverware

**When we are getting our silverware  
we...**

**Make sure you get everything you  
need including the following things**

- ☐ **Forks**
- ☐ **Spoons**
- ☐ **Napkins**
- ☐ **Milk**

# *Saying Please and Thank You*

When we get our food we need to make  
sure we say...

PLEASE AND THANK YOU

When we are getting our food we should say please  
and Thank You. It is very polite, and it shows the lunch  
ladies that we have manners and appreciate them.



# *Getting Your Food*

When we get our food we need to make sure we are clean and courteous...

Get your food carefully

Wait your turn

You can get: 3 Meal Items including Milk





A decorative graphic on the left side of the slide featuring several overlapping circles and rings in teal, orange, yellow, pink, and green. Some are solid, some are dashed, and some are hollow.

# Condiments

When we get our condiments we...

We get everything we need so we do not need to get up after we sit down.

## At the Table



- ◎ Sit at your assigned table
- ◎ No leaving your seat for any reason
- ◎ Use good table manners
  - ◎ Chew with mouth closed
  - ◎ Eat your own food
- ◎ Talk at Level 2 or below

Volume Levels	
0	No Talking
1	Whisper Voice
2	Partner Talk
3	Speaking Voice
4	Outside Voice



*Talk with your neighbors.*

When we talk with our neighbors we...

We talk so that only the people at our  
table can hear us.

Table Talk at **Level 2**

Volume Levels	
0	No Talking
1	Whisper Voice
2	Partner Talk
3	Speaking Voice
4	Outside Voice






# Clean Up

## When we take our trays...

- ◎ When we take our trays, we do it in an orderly line.
- ◎ Before getting up, be sure your area is clean. Pick up any trash or food on the table or floor.
- ◎ When your teacher tells you to go, you may go as a class and throw your trash away on your way out.



## Table Washers

- ◎ Your teacher will assign a student to wash the tables.
  - ◎ The student will also pick up trash left behind.
- 



# LINING UP

When we line up we...

- ⦿ We do not run and talk to our neighbors.
- ⦿ We **walk** in a straight, **quiet** line.

A decorative graphic featuring various colored circles and rings. On the left, there is a large teal ring, a smaller teal circle, an orange circle, a yellow ring, a pink circle, a green circle, and a large lime green circle. On the right, there is a yellow circle, a teal circle, and a small lime green circle. Some circles and rings are solid, while others are dashed.

# Hold the Door

Pick a student to hold the door for everyone to exit the cafeteria



# Rewards and Consequences

Daily Rewards  
for good  
Behavior

5 minute free  
phone time

Complete  
homework in  
class

Class Point  
Chart – add a  
point

Daily  
Consequences  
for Unacceptable  
Behavior

Silent Lunch  
Break Detention  
Call home to  
parent

Class Point  
Chart-lose a  
point

Nine Week  
Rewards for  
Good Cafeteria,  
bathroom, and  
hallway  
behavior


Earn 20 Points  
on the Class  
Point Chart

Class Party

Movie Day

Extra Break  
within the class  
time

# PRESS ON R.A.M.S.

		Headland Middle School	
		Definition	Cafeteria
H E A D L A N D	R	Respectful	<ul style="list-style-type: none"><li>• Quietly, Wait your turn in line</li><li>• Be polite to staff, students, and teachers</li><li>• Walk and talk in the hall at Level 0</li><li>• Talk at Level 2 while eating</li></ul>
	A	Accepting Responsibility	<ul style="list-style-type: none"><li>• Clean your area</li><li>• Get all eating items while in line</li><li>• Throw trash away appropriately</li></ul>
	M	Motivated	<ul style="list-style-type: none"><li>• Eat quickly</li><li>• Sit in assigned seats</li></ul>
	S	Self-Control	<ul style="list-style-type: none"><li>• Use appropriate table manners</li><li>• Stay seated</li><li>• Balance eating and socializing</li><li>• Limit phone use while eating</li></ul>